


Bench Desking.

flexible desking systems



Bench Desking.

flexible desking systems

AG Bench

Bench

Single

120° bench, crescent desk & return desk

C-Sense Meeting Tables

AG Multi

Benching

Return

Wave

120°

Crescent

Leg Options

Switch Meeting Tables

Building benching

Modular feature

4, 6, 8 benches

Options & finishes

Bench options

Top and frame finishes

Ply edging

Sustainability

Plant A Tree

**Flexible benching
and desking
systems that
can be configured
and adapted to
fit ever-evolving
workspace
demands.**



AG Bench

AG Bench bench system's back-to-back benching and single desks boast a robust and contemporary goalpost leg design.





AG Bench bench


AG Bench's versatile steel framework allows easy re-configuration to meet ever-evolving office demands.

Choose from a variety of top and frame colours and a choice of cable management solutions to suit any environment.

features

- Back-to-back and add-on benching.
- Width: 1200, 1400, 1600 and 1800 mm.
- Depth: 600, 700 or 800 mm.
- Height: 725 mm.
- Available with ply edging.
- Frame: white, black, silver or anthracite.
- Cable management portals or scallops.

FRAME OPTIONS





AG Bench single


Standalone single desks or extendable with add-ons for benching runs that look great around room perimeters.

Choose from a variety of top and frame colours and a choice of cable management solutions to suit any environment.

features

- Single desk and add-on desks.
- Width: 1200, 1400, 1600 and 1800 mm.
- Depth: 600, 700 or 800 mm.
- Height: 725 mm.
- Available with ply edging.
- Frame: white, black, silver or anthracite.
- Cable management portals or scallops.

FRAME OPTIONS




AG Bench

AG Bench also offers 120 degree 3-person bench, crescent desk and return desk that is ideal for expanding your desktop space.

The range offers an option no matter how large or small your office space. You can also choose between a large selection of top and frame options to suit your existing office furniture.



FRAME OPTIONS



120 Degree 3 Person Bench



features

- Open Leg.
- Frame: white, black, silver or anthracite.
- Desk depth: 600 or 800 mm.
- 3 Curve width: 1260 and 1280 mm.
- Height: 725 mm.
- Available with ply edging.
- Top type: plain, scallop or portal.

Crescent Desk



features

- 1 or 2 person option.
- Open Leg.
- Frame: white, black, silver or anthracite.
- Desk width: 1612 or 1812 mm.
- Height: 725 mm.
- Available with ply edging.
- Top type: plain, scallop or portal.

Return Desk



features

- Easily extend your workspace.
- Frame: white, black, silver or anthracite.
- Available with ply edging.
- Top type: plain.






AG Bench Meeting

Make a style statement in your meeting, boardroom or social areas with our AG Bench Meeting tables.

The range offers simple but modern meeting options that will suit any environment. The range also has add-on sections available which will allow to you extend your meeting table as your team grow.

FRAME OPTIONS



Single Piece Straight Meeting Table



features

- Open Leg.
- Frame: white, black, silver or anthracite
- Desk depth: 1000, 1200 or 1400 mm.
- Width: 1000, 1200, 1400, 1600, 1800, 2000 mm
- Height: 725 mm.
- Available with ply edging.
- Top type: plain.

Single Piece Curved Meeting Table



features

- Open Leg.
- Frame: white, black, silver or anthracite
- Size: 2000 x 1000/800 mm or 2500 x 1200/1000 mm
- Available with ply edging.
- Top type: plain.

Add-On Section for Straight Meeting Table



features

- Open Leg.
- Frame: white, black, silver or anthracite.
- Desk depth: 1000, 1200 or 1400 mm.
- Width: 1000, 1200, 1400, 1600, 1800, 2000 mm
- Height: 725 mm.
- Available with ply edging.
- Top type: plain.

Two Piece Curved Meeting Table



features

- Open Leg.
- Frame: white, black, silver or anthracite
- Size: 3000 x 1200/1000 mm or 4000 x 1400/1200 mm
- Available with ply edging.
- Top type: plain.

Single Piece Square Meeting Table



features

- Open Leg.
- Frame: white, black, silver or anthracite
- Size: 1000, 1200 or 1400 mm
- Height: 725 mm.
- Available with ply edging.
- Top type: plain.

Add-On Section for Curved Meeting Table



features

- Open Leg.
- Frame: white, black, silver or anthracite
- Width: 1000, 1200, 1400, 1600, 1800, 2000 mm
- Depth: 1200 or 1400 mm
- Available with ply edging.
- Top type: plain.

AG Multi

AG Multi's framework has been designed to allow limitless configurations with three leg frame styles in a wide range of finishes.





AG Multi benching

Ideal for collaborative working, AG Multi back-to-back benches combine with add-on units for any length of run.

Choose from Open, A-Leg or Closed frame for end units and extend using add-on units with set-back legs to maximise leg space.

features

- Back-to-back benching.
- Width: 1000, 1200, 1400, 1600, 1800 and 2000 mm.
- Depth: 600, 700 and 800 mm.
- Height: 725 mm.
- Available with ply edging.
- Frame: white, black, silver or anthracite.
- Top options: plain, portals or scallops.

FRAME OPTIONS



AG Multi return



Add additional worktop space using integrated return desks.

Flexible use of space is easy with Switch and with a variety of different top options and frame colours, you can create a space plan that not only fits your space and staff needs, but also complements your interior design.

INTEGRATED RETURN DESKS



AG Multi wave



Create wave benching with the AG Multi wave wedge.

Place 30 degree inserts between starter bench desks to create flowing, curving runs of desks.





AG Multi 120°


Create unique desk clusters with the AG Multi 120 Degree bench desk.

120 Degree desks are perfect for creating unique desk clusters for the purpose of improving communication and collaboration within teams.

features

- Open, Closed or A-Leg frame.
- Desk depth: 600 or 800 mm.
- 3 Curve width: 1260 and 1280 mm.
- Height: 725 mm.
- Available with ply edging.
- Frame: white, black, silver or anthracite.
- Top options: plain, portals or scallops.

FRAME OPTIONS







AG Multi crescent


With a shared leg frame and integrated pedestal storage, the AG Multi crescent offers superb functionality and style.

The classic two-man crescent desk can be used individually or back-to-back to create a spacious desk solution.

features

- Open, Closed or A-Leg frame.
- Desk width: 1612 or 1812 mm.
- Height: 725 mm.
- Frame: white, black, silver or anthracite.
- Available with ply edging.
- Top options: plain, portal or scallop.
- Two personal and one filing drawer pedestal ends.

FRAME OPTIONS



AG Multi leg options



Open Leg



Closed Leg



A-Leg






AG Multi Straight Meeting

AG Multi Meeting straight offers a range of sizes and desk top / leg colour options to suit any environment.

Straight meeting table come with an option of a centre extensions which allows for a huge range of widths. The meeting tables are perfect for any boardroom, meeting or social area.

FRAME OPTIONS



Single Piece Straight Meeting Table



features

- Open Leg.
- Frame: white, black, silver, anthracite or raw steel.
- Desk width: 1000, 1200, 1400, 1600, 1800, 2000 mm
- Depth: 1000, 1200 or 1400 mm.
- Available with ply edging.
- Top type: plain

Add-On Section for Straight Meeting Table



features

- Open Leg.
- Frame: white, black, silver, anthracite or raw steel.
- Desk width: 1000, 1200, 1400, 1600, 1800, 2000 mm
- Depth: 1000, 1200 or 1400 mm.
- Available with ply edging.
- Top type: plain






AG Multi Square Meeting

AG Multi Meeting square offers a range of sizes and desk top/ leg colour options to suit any environment.

Straight square meeting table come with an option of 2 legs making them perfect for any boardroom, meeting or social area.

FRAME OPTIONS



Single Piece Square Meeting Table, A-Leg



features

- A-Leg.
- Frame: white, black, silver, anthracite or raw steel.
- Size: 1000, 1200 or 1400 mm
- Available with ply edging.
- Top type: plain

Single Piece Square Meeting Table, Open Leg



features

- Open Leg
- Frame: white, black, silver, anthracite or raw steel.
- Size: 1000, 1200 or 1400 mm
- Available with ply edging.
- Top type: plain




AG Multi Curved Meeting



AG Multi Meeting curved offers a range of sizes and desk top / leg colour options to suit any environment.

Straight meeting table come with an option of a centre extensions which allows for a huge range of widths. The meeting tables are perfect for any boardroom, meeting or social area.

FRAME OPTIONS



Single Piece Curved Meeting Table



features

- A-Leg.
- Frame: white, black, silver, anthracite or raw steel.
- Size: 2000 x 1000/800 mm
- Available with ply edging.
- Top type: plain

Two Piece Curved Meeting Table



features

- Open Leg or A-Leg.
- Frame: white, black, silver, anthracite or raw steel.
- Size: 3000 x 1200/1000 mm or 4000 x 1400/1200 mm
- Available with ply edging.
- Top type: plain

Add-On Section for Curved Meeting Table



features

- Open Leg.
- Frame: white, black, silver, anthracite or raw steel.
- Desk width: 1000, 1200, 1400, 1600, 1800, 2000 mm
- Depth: 1200 or 1400 mm.
- Available with ply edging.
- Top type: plain



Building benching

Our benching systems reduce costs by using fewer components such as shared set-back legs and cable accessories.

Begin with a starter module then join add-on modules to increase benching run to the size required.



step 1.

Remove the end leg (shown in red) from the starter module.



step 2.

Prepare as many add-on modules as you require.



step 3.

Place the removed leg from the starter module at the end of the run.



step 4.

Assemble modules to create your benching run.

Modular feature

With the modular feature on our website you can fully customise the bench desking scene to build the perfect desking layout.

You can change many features within the scene including desk size, top colour, frame colour and more. Additionally, you can also add other products to your configuration such as seating, screens and more.

accessories

Complete your scene with seating, screens or cable tray/baskets.

product

Choose between Switch or C-Sense and also choose bench width.

top

choose your desktop type/finish.

leg

choose your leg type/finish.

4 PERSON BENCH



6 PERSON BENCH



8 PERSON BENCH





Bench options




Modesty panel



Cable housing



Cable Spine



Heavy duty cable tray



Wire Cable Basket



Plain top



Scallop top




Portal top

Top finishes


MFC

18 and 25 mm MFC.

White



Beech



Graphite




Urban Oak



Maple



Dark Walnut



Harbour Oak



Arctic Oak



Grey



Ply edge




Frames

Solvent-free, eco-efficient paint finish.


White



Silver



Black



Anthracite

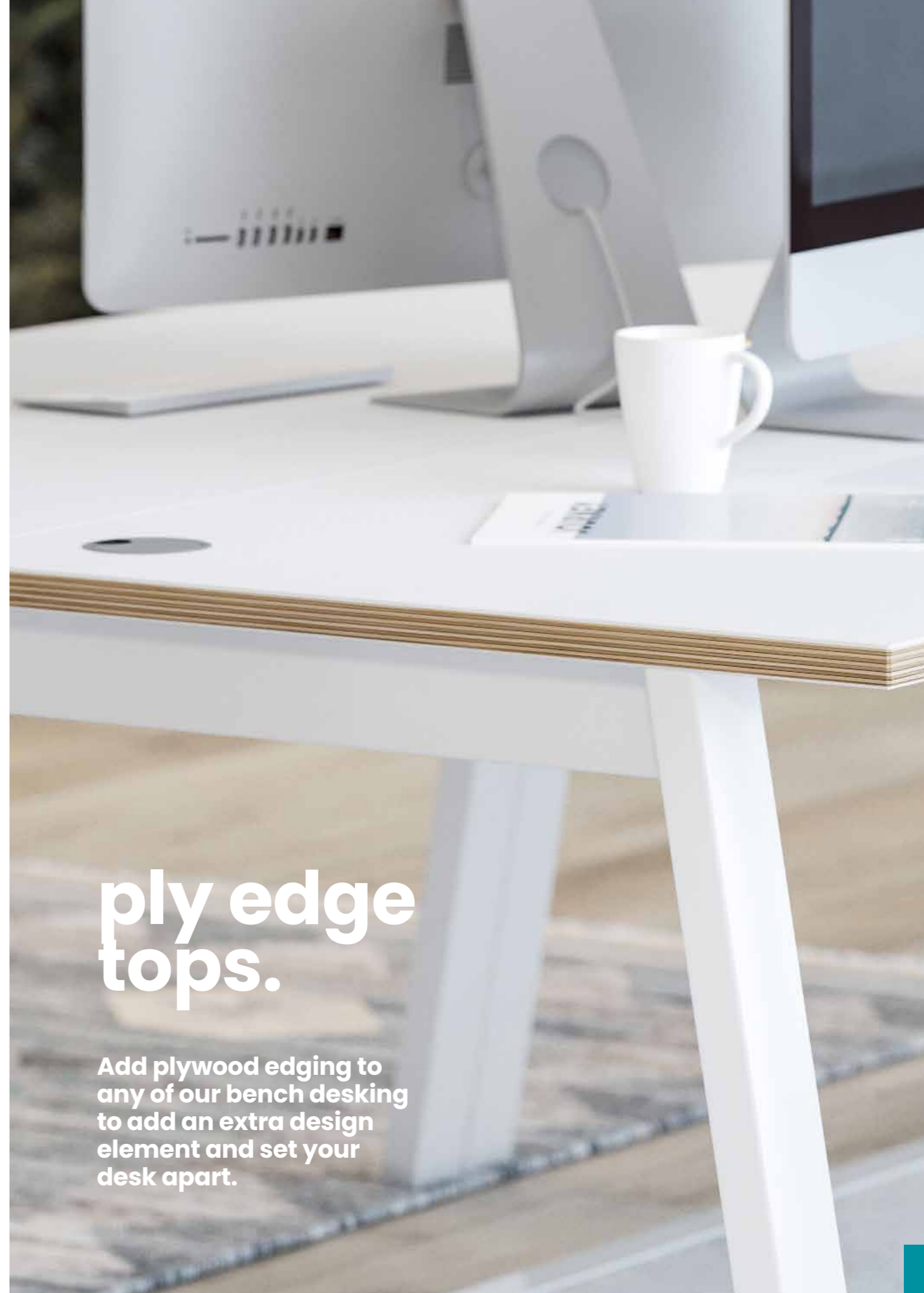


Raw Steel *Switch Only*



ply edge tops.

Add plywood edging to any of our bench desking to add an extra design element and set your desk apart.



for every desk
we sell, we will
plant a tree.

- RESTORE
NATIVE
FOREST
- PROMOTE
ACCESS TO
MEDICINAL
AND OTHER
FORESTRY
PRODUCTS
- INCREASE
FOOD
SECURITY
- CREATE
ACCESS TO
CLEAN WATER



Sustainability

We partner with the Global Climate Institute, where we plant a tree in Tanzania for every desk sold.



Why Tanzania?

The deforestation rate in Tanzania is amongst the highest in East Africa. For a country where the forests typically help fuel the national economy, this degradation has a dramatic impact on rural communities, causing major food insecurity.

Luckily, tree planting proves to be one of the most versatile and cost effective means to improve the quality of life for people living in impoverished areas, as the trees will provide decades of food, medicine, shade, firewood, carbon fixation, environmental enhancements, wildlife habitat and benefit the global climate.



T: 01763 500115

E: sales@alexandergreeninteriors.co.uk

www.alexandergreeninteriors.co.uk

